

Reducing intercarrier interference for OFDM system

Chundan Lin¹, Mian Chen², Wansong Zhang¹, Ji Hyun Park³ and Jong Rak Yoon^{3†} (¹ Maths & Physics Dept., China Univ. of Petroleum, Beijing, China; ² College of Petroleum Eng., China Univ. of Petroleum, Beijing, China; ³Telematics Eng. Dept., Pukyong National Univ., Pusan, Korea)

1. Introduction

Orthogonal frequency division multiplexing (OFDM) with guard interval is an effective modulation scheme in band-limited multipath underwater (UWA) channel. OFDM system is very sensitive to frequency offset (FO) which results in intercarrier interference (ICI). Therefore, in this paper, Multiple-Symbol Encapsulated OFDM (MSE-OFDM) with self-ICI cancellation method is proposed to mitigate FO effect.

2. Communication system

Figure.1 is the structure of the OFDM/MSE communication system. The data will be mapped as a complex signal according to quadrature phase shift keying (QPSK) modulation, then segmented into frames. In this system, there are N subcarriers with symbol period T . The signal at the output of OFDM transmitter resulting from the i th symbol is

$$x(t) = \exp(j2\pi f_c t) \sum_{k=0}^{N-1} b_{k,i} p(t - \frac{kT}{N}) \quad (1)$$

where f_c is the carrier frequency and $p(t)$ is the impulse response of the low-pass filter of the transmitter. $b_{k,i}$ is Inverse Fast Fourier transform (IFFT) of $a_{k,i}$. Assuming that frequency offset is Δf , ignoring noise, the demodulated signal is represented as

$$y(t) = \exp(j2\pi \Delta f t) \sum_{k=0}^{N-1} b_{k,i} q(t - \frac{kT}{N}) \quad (2)$$

where $q(t)$ is the combined impulse response of the channel and of the transmitter and receiver filters. After sampling at intervals T/N , the samples of $y(t)$ are given by

$$y_{k,i} = b_{k,i} \exp(\frac{j2\pi k \Delta f T}{N}) \quad (3)$$

The received signal on subcarrier m after IFFT can be written as

Email: jryoon@pknu.ac.kr

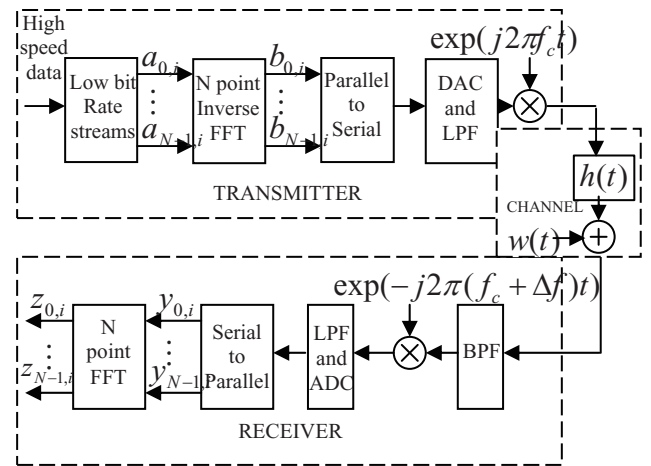


Fig. 1 Structure of OFDM /MSE system

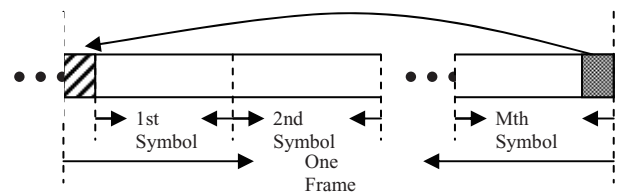


Fig.2 MSE-OFDM scheme

$$z_{m,i} = \sum_{n=0}^{N-1} c_{n-m} a_{n,i} \quad (4)$$

$$c_{n-m} = \frac{1}{N} \frac{\sin(n-m + \Delta f T)}{\sin \pi(\frac{n-m + \Delta f T}{N})} \times \exp j\pi \frac{(N-1)(n-m + \Delta f T)}{N} \quad (5)$$

In this scheme the input data should be mapped onto adjacent pair of subcarriers, so that $a_{0,i} = -a_{1,i}, a_{2,i} = -a_{3,i}, \dots, a_{N-2,i} = -a_{N-1,i}$. The decoded value at the zeroth carrier is given as

$$z_{0,i} = (c_0 - c_1)a_{0,i} + \dots + (c_{N-2} + c_{N-1})a_{N-2,i} \quad (6)$$

Since the difference between adjacent coefficients is small, this results in substantial reduction in ICI. Then the data can be obtained by subtracting values $z_{0,i} \dots z_{N-1,i}$ in pairs

$$z_{0,i} - z_{1,i} = (-c_{-1} + 2c_0 - c_1)a_{0,i} + (-c_1 + 2c_0 - c_1)a_{2,i} \cdots (-c_{N-3} + 2c_{N-2} - c_{N-1})a_{N-2,i} \quad (7)$$

This process further reduces the remaining ICI. This is ICI self-cancellation scheme. This method sacrifices bandwidth. MSE-OFDM combined with ICI self-cancellation is proposed to combat against ICI. The frame structure in time domain is depicted in Fig. 2. The l -th frame symbol r_l is represented as

$$r_l = [s_{l,M}(N-p), \dots, s_{l,M}(N-1), s_{l,1}(0), \dots, s_{l,1}(N-1), \dots, s_{l,2}(0), \dots, s_{l,2}(N-1), \dots, s_{l,M}(0), \dots, s_{l,M}(N-1)] \quad (8)$$

Only one cyclic prefix, the last OFDM symbol in the same frame $s_{l,M}(N-p), \dots, s_{l,M}(N-1)$ is inserted between the frame symbols.

3. Simulation results

To evaluate the performance of these schemes, OFDM system with 256 subcarriers is simulated. The two channels discrete transfer functions $H(z)$ are given by

$$H_1 = 1 + 0.39z^{-8} - 0.40z^{-13} - 0.27z^{-21} \quad (9)$$

$$H_2 = 1 - 0.78z^{-1} + 0.41z^{-2} - 0.32z^{-3} - 0.31z^{-80} + 0.24z^{-83} - 0.17z^{-85} \quad (10)$$

Due to relatively long time dispersion, channel 2 has narrower coherence bandwidth than channel 1. SNR is 30dB unless noted. While employing the standard OFDM (STD OFDM), OFDM /MSE with ICI self-cancellation schemes in the case $\Delta fT = 0.03$ for channel 2, Fig.3 shows that STD OFDM system output is more scattered than the other two schemes. Figure 4 compares symbol error rate (SER) for various schemes plotted as functions of normalized FO for channel 2. It can be seen that the OFDM and MSE-OFDM with ICI self-cancellation systems' tolerable FO is about 0.2. STD OFDM performance in removing ICI components can't be comparable to the other two schemes. Thus, the two schemes make OFDM systems less sensitivity to FO. Figure 5 plots SER as a function of SNR. For channel 1 and 2, the normalized frequency offsets are 0.08 and 0.03, respectively. Using the two schemes, OFDM and MSE-OFDM with ICI self-cancellation exhibit less SER than STD OFDM even at low SNR. MSE-OFDM and OFDM with ICI cancellation have a significant improvement in combating against ICI effects. In addition, for long time spread channel, MSE-OFDM outperforms OFDM.

4. Conclusion

Simulation results demonstrate that OFDM and MSE-OFDM with ICI self-cancellation give very

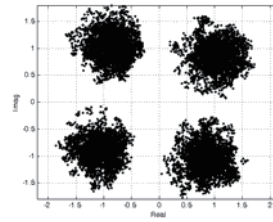


Fig.3a STD OFDM output

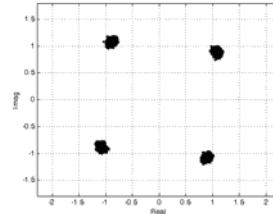


Fig. 3b OFDM with ICI cancellation output

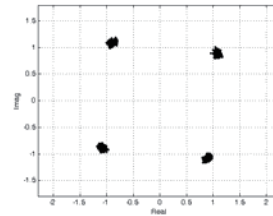


Fig. 3c MSE with ICI cancellation output

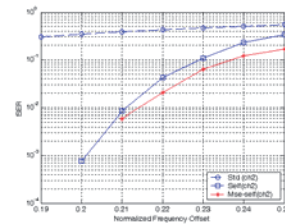


Fig. 4 SER as a function of Normalized FO

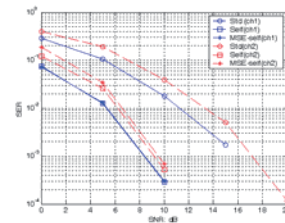


Fig. 5 SER as function of SNR

great reductions in ICI. The disadvantage of the self-cancellation scheme is its throughput. MSE-OFDM can make use of the bandwidth more efficiently and achieve satisfactory performance.

Acknowledgment

This work was supported by SRF for ROCS, SEM.

References

1. J. Armstrong: IEEE Trans. On Comm. 47(1999) 365.