

Measurement of Internal Friction of $\text{Bi}_2\text{Sr}_2\text{Ca}_2\text{Cu}_3\text{O}_x/\text{Ag}$ Composite Tapes by Vibrating Reed Technique

振動リード法による $\text{Bi}_2\text{Sr}_2\text{Ca}_2\text{Cu}_3\text{O}_x$ 超電導テープの内部摩擦測定

Kenta Kirimoto¹, Masamichi Sakaino², Fumio Morimoto³, Tsuyoshi Takase⁴, and Yong Sun⁵

(¹Depart. Electri & Electro. Eng., Kitakyushu National Colle. Tech.; ²Depart. Vehicle Production Eng., NISSAN MOTOR CO., LTD.; ³Research Center, Kyushu Kyoritsu Uni.; ⁴The School of International Languages and Cultures, Baiko Gakuin Uni.; ⁵Depart. Appl. Sci. for Integ. Syst. Eng., Kyushu Inst. Tech.)

桐本賢太¹, 境野真道², 森元史朗³, 高瀬 剛⁴, 孫 勇⁵

(¹北九州高専・電気電子,²日産・テクニカルセンター,³九州共立大・総合研究所,⁴梅光学院大,⁵九州工大・工学研究院)

1. Introduction

The powder-in-tube technique to produce metal/superconductor composites has proved to be an attractive route for producing superconductor tapes¹. It has been established that preparation of the powder, mechanical formation, and heat treatment are responsible for the improvement in critical current density of Ag-sheathed Bi-based superconductor tapes². The sausageing morphology of the powder and the undulating interface between the silver and powder is commonly observed after the mechanical deformation. In order to improve the critical current density it is necessary to character and decrease the internal friction of the superconductor tape due to thermal activation or mechanical formation around transition temperature T_c . As a typical superconducting material, $\text{Bi}2223/\text{Ag}$ tape needs high-critical current density, which is influenced by imperfections such as point defects, dislocations and other defects at the interface between the powder and silver.

In this study, we measured the temperature dependence of internal friction of the $\text{Bi}2223/\text{Ag}$ composite tapes in temperature range from 90 K to 400 K. Three thermally activated processes were observed. The thermal activation mechanisms will be discussed.

2. Experimental

The $\text{Bi}2223/\text{Ag}$ composite tape, DI-BSCCO type H, was supplied by Sumitomo Electric Industries, Ltd. The reeds of the tape have dimensions of $4.3 \times 0.23 \times l \text{ mm}^3$, where l is 27, 29, 31, 35 and 39 mm corresponding to resonance frequencies of 164, 139, 124, 96 and 80 Hz at room temperature, respectively. The reeds were fixed in a copper box in a vacuum chamber with residual gas pressure below $3 \times 10^{-4} \text{ Pa}$. One end of the reed was fixed on ground electrode, and an alternating voltage was applied on other end of the reed without contact, free end, to vibrate them. The

displacement of the free end was measured using a laser/CCD camera displacement sensor with accuracy of 10 nm. Temperature of the reed set in the copper box was changed from 90 K to 300 K in steps of 5 K. The amplitude A of the vibration decreased approximately exponentially with time t ,

$$A = A_0 e^{-\alpha t}.$$

The internal friction Q^{-1} was determined from the constant α of the decay curve of vibrating reed.

$$Q^{-1} = \alpha / \pi f,$$

where f is resonance frequency.

3. Results and Discussion

Figure 1 shows a photograph of the cross section of the $\text{Bi}2223/\text{Ag}$ composite tape. The yellow area is silver and black area is the $\text{Bi}2223$ powder. The undulating interface between silver and powder can be observed and the thickness of the tape is about 0.23 mm. Figure 2 shows the temperature dependences of resonance frequencies




Fig. 1 Photograph of the cross section of the $\text{Bi}2223/\text{Ag}$ composite tape.

of the tapes at various reed lengths. The resonant frequencies decrease with increasing temperature. The temperature dependences of internal friction of the tapes at various reed lengths are shown in Fig. 3. The internal frictions increase with temperature and frequency. Also several peaks are observed on the

E-mail address: kirimoto@kct.ac.jp

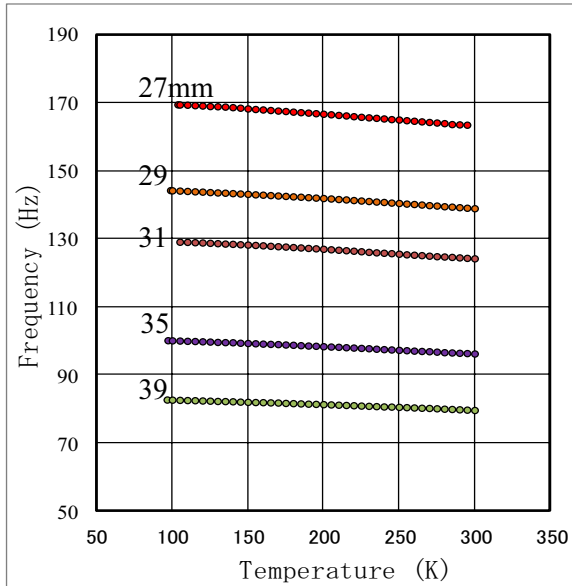


Fig. 2 Temperature dependences of resonant frequencies of the Bi2223/Ag tapes at various reed lengths.

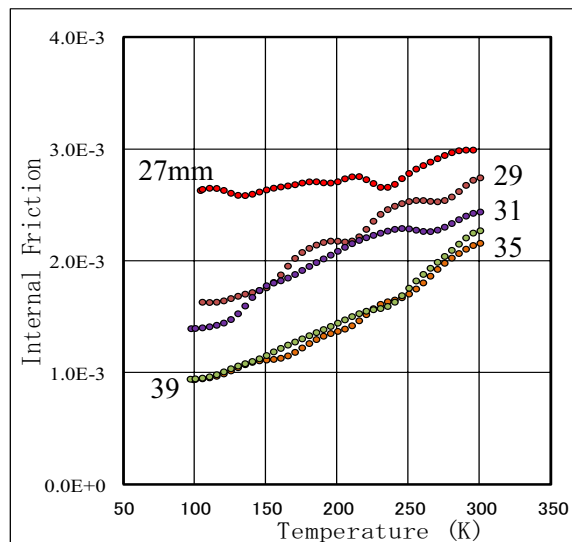


Fig.3 Temperature dependences of the internal friction of the Bi2223/Ag tapes at various resonant frequencies.

temperature dependences of the internal friction. It was confirmed that the peaks shift to higher temperatures with increasing frequency. The results suggest that there are thermal activation processes of the internal friction in the Bi2223/Ag tapes. The activation energies are obtained by Arrhenius plot method. As is shown in Fig. 4, three thermal activation processes with activation energies of 10, 17 and 55 meV are observed. These activation processes may occur in the silver crystals because of the motion of point defects and/or dislocations at the interface between the Bi2223 crystals as well as in the Bi2223 crystals. In fact, a Bordoni type

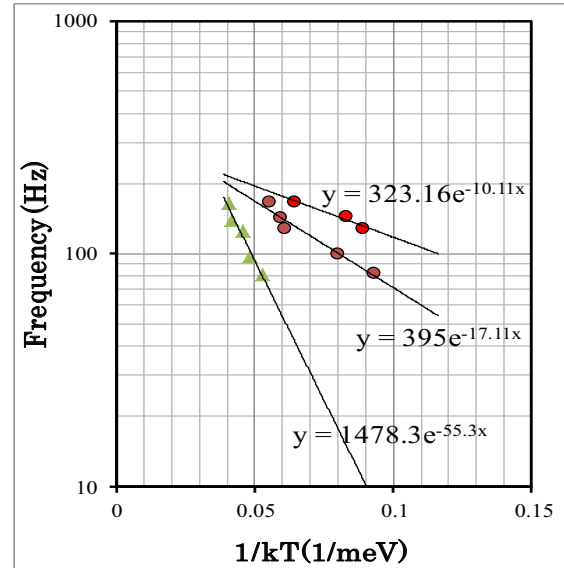


Fig. 4 Peak frequencies of internal friction of the Bi2223/Ag tapes vs. inverse absolute temperature.

friction with activation energy of 9 meV has been observed in silver crystal³, and the internal friction processes with activation energies from 200 to 400 meV due to motions of point defect and dislocation have also been observed in silver crystal at temperatures from 170 K to 200 K⁴. Also, in the BSCCO crystals a phase transition process with activation energy of 24 ± 2 meV in the temperature range of 78–160 K has been reported⁵.

4. Conclusion

We have studied temperature dependences of internal friction of the Bi2223/Ag composite tapes by using vibrating reed technique in the range of 90–300 K. Three thermally activated processes with activation energies of 10, 17 and 55 meV are observed. Influence of the processes on the critical current density properties of the Bi2223/Ag tapes will be studied.

References

1. T. Hikata, T. Nishikawa, H. Mukai, K. Sato and H. Hitotsuyanagi: Jpn. J. Appl. Phys. **30** (1989) L1024.
2. Y. Yamada, B. Obst and R. Flukiger: Supercond. Sci. Technol. **4** (1991) 165.
3. S. Okuda: J. Phys. Soc. Japan, **18** (1963) 187.
4. R. R. Hasiguti, N. Igata, and G. Kamoshita: Acta Met. **10** (1962) 442.
5. A. R. Anderson, G. Goodamanne, Genda Gu, K. N. R. Taylor, G. J. Russell, N. Koshizuka, S. Tanaka: Physica C, **220** (1994) 323.